

If you have any questions, please contact me at jamie@teachmommyteach.com

Thank you for downloading!

You May:

- use these resources in your own home or classroom for non-commercial use.
- print as many copies as you would like.
- share the website link, <https://teachmommyteach.com/>, where this printable can be found, so that others can download the file.

You May NOT:

- sell, give away, or share a printed copy. Each person should download separately and print.
- print out a copy for multiple teachers, as in an entire school, co-op, or other group. Each teacher should download separately and print.
- link directly to the pdf. Instead, link to the page on <https://teachmommyteach.com/> or <https://teacherspayteacher.com/> where you found the download.
- claim this or any part of this printable as your own.
- alter this printable and claim it as your own.
- host any of the files on your personal or other websites that can be shared with others.
- Upload this resource to any file sharing sites

Credits!! Thank you Speaking of Images and Open Clipart!



<https://www.teacherspayteachers.com/Store/Speaking-Of-Images>



<https://openclipart.org/>

Animal Stories Book 1: Picky Pig

Pre-Reading Worksheets

Your child will practice *CVC* words, double consonants, and blends.
Your child will also practice the sight words *mama* and *want*.

Name: _____

The word **mama** can be a difficult word to sound out because the 2 **a**'s represent different sounds. The first **a** represents an **aw sound**. The second **a** represents the **schwa a sound**. Use the pictures of the mouths as a reference when sounding out the word.



The word **want** can be a difficult word to sound out because the **a** represents the **schwa a sound**. Use the pictures of the mouths as a reference when sounding out the word.



Name: _____

Practice reading the following silly story. Circle the word **mama** each time you read it. Draw a box around the word **want** each time you read it.

"Mama, I want a bot!"


"O.K." Mama got the bot for the tot.

"Mama, I want a car!"

"O.K." Mama got the car for the tot.

"Mama, I want a nap!"

"O.K." Mama put the tot in bed for a nap.

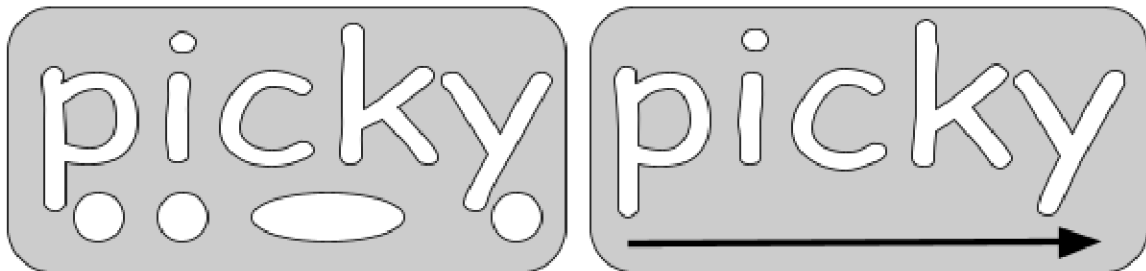


Name: _____

The letter **y** at the end of words with more than 1 syllable often represents the **long e sound**. Use the pictures below as a reference.



Sound out the following word. Circle each syllable in the word. Remember the **y** in the word will represent a **long e sound** because there is more than 1 syllable. Color the **y**.



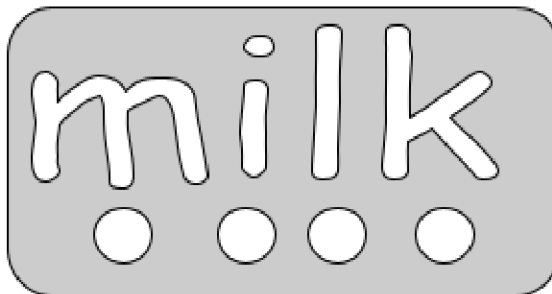
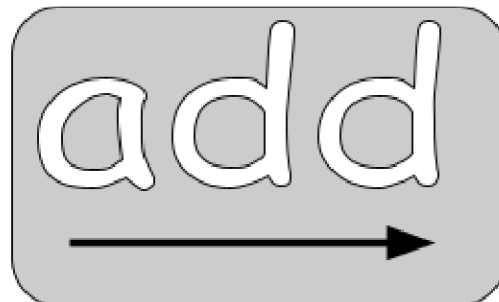
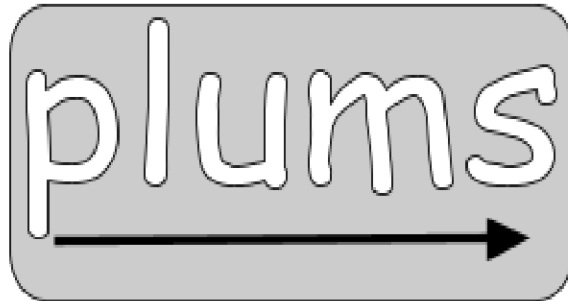
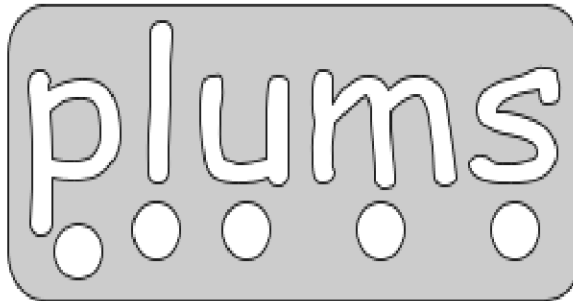
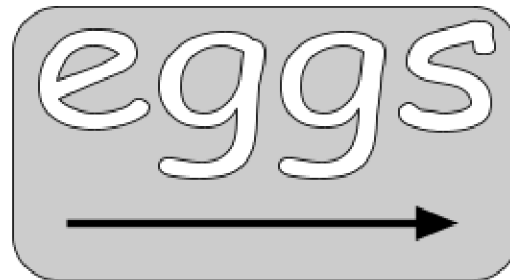

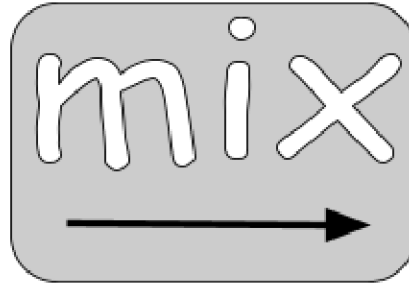
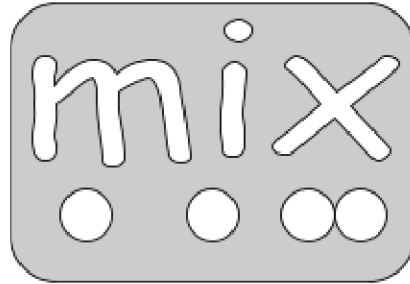
Have a grown-up help you read and answer the following questions.

Are you picky? _____

What does your grown up think? _____

Name: _____

Touch each dot and say the sound the letter(s) represent. Then, touching the arrow, put the sounds together to sound out the word.



Animal Stories Book 1: Picky Pig

Extra Practice Post-Reading Worksheets

Name: _____

Read the following silly sentences.

The tot is picky. "I do not want plums!"

The tot is picky. "I do not want eggs!"

The tot is picky. "I want milk in a bot!"

Mama will mix the tot a bot of milk.



Thank you openclipart.org for the wonderful clipart!

Animal Stories Book 1:

Picky Pig

Answers

Pre-Reading Worksheets

Your child will practice *CVC* words, double consonants, and blends.

Your child will also practice the sight words *mama* and *want*.

Answers

Name: _____

Practice reading the following silly story. Circle the word **mama** each time you read it. Draw a box around the word **want** each time you read it.

"Mama I want a bot!"


"O.K." Mama got the bot for the tot.

"Mama I want a car!"

"O.K." Mama got the car for the tot.

"Mama I want a nap!"

"O.K." Mama put the tot in bed for a nap.

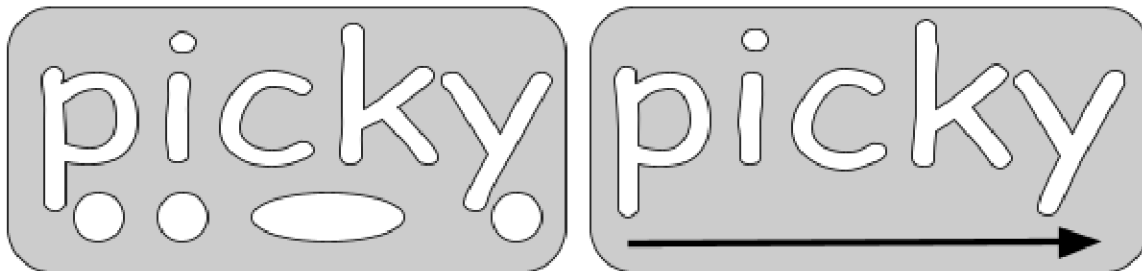


Name: Answers

The letter **y** at the end of words with more than 1 syllable often represents the **long e sound**. Use the pictures below as a reference.



Sound out the following word. Circle each syllable in the word. Remember the **y** in the word will represent a **long e sound** because there is more than 1 syllable. Color the **y**.



Have a grown-up help you read and answer the following questions.

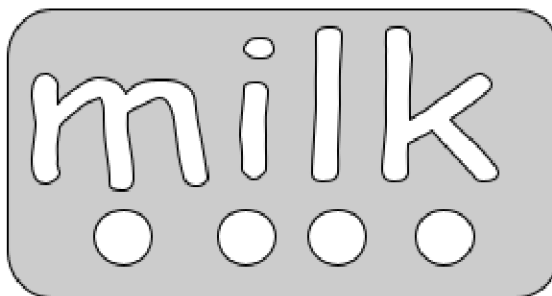
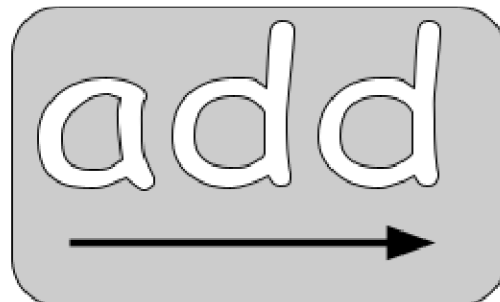
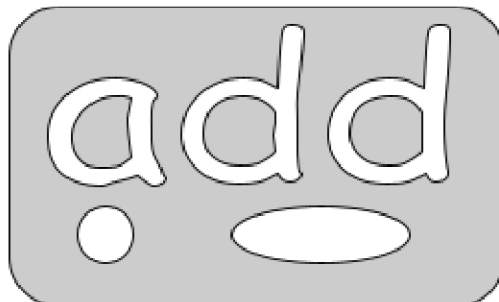

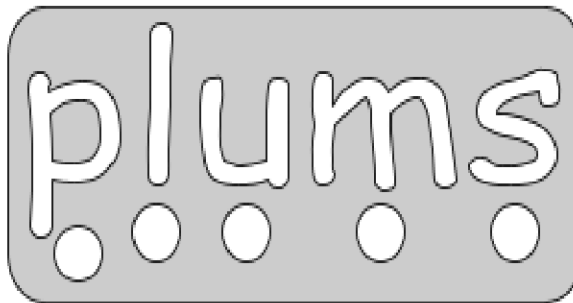
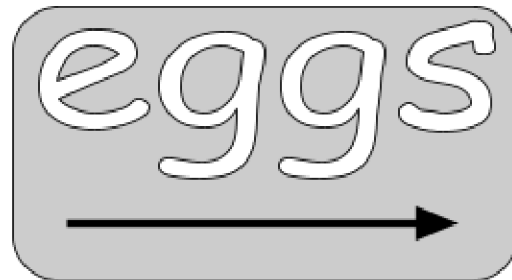

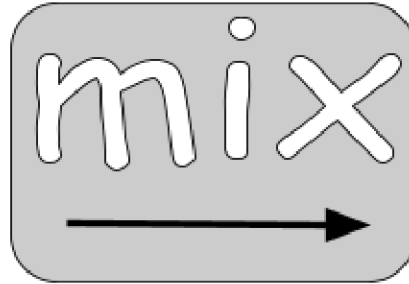
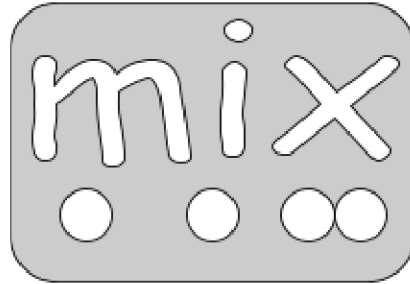
Are you picky? _____

What does your grown up think? Answers will vary.

Answers

Name: _____

Touch each dot and say the sound the letter(s) represent. Then, touching the arrow, put the sounds together to sound out the word.



Animal Stories Book 1:
Picky Pig
Answers
Extra Practice
Post-Reading Worksheets

Name: Answers

Read the following silly sentences.

The tot is picky. "I do not want plums!"

The tot is picky. "I do not want eggs!"

The tot is picky. "I want milk in a bot!"

Mama will mix the tot a bot of milk.



Thank you openclipart.org for the wonderful clipart!